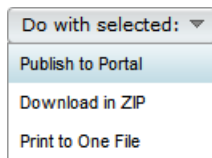


Group Print Forms and Documents

08/16/2024 3:51 pm CDT

You can select any forms and documents listed to print together as a single file, or as a collection of individual files in a .zip directory. To print a batch of forms and/or documents, select the checkbox next to each form you would like to print, or click **Select All**.

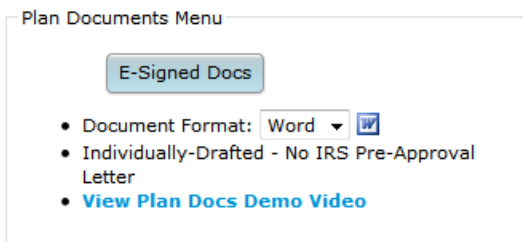
After selecting the documents/forms you wish to print, you can print the documents/forms by clicking the **Do with Selected** button and click either download option **Print to One File** or **Download in ZIP**. Additionally, Portal customers may [publish plan documents directly to the Portal](#) by clicking the **Publish to Portal** option.



Do with selected: ▾


- Publish to Portal
- Download in ZIP
- Print to One File

Note. There is an option to select the **Document Format** in the upper-right hand side of the page. In the Plan Documents menu choose between publishing plan documents as .pdf or .Word file when using **Print to One File**, or **Download in ZIP**.



Plan Documents Menu

E-Signed Docs

- Document Format: Word ▾ 
- Individually-Drafted - No IRS Pre-Approval Letter
- [View Plan Docs Demo Video](#)